

PRODUCT CATALOG



A COMPREHENSIVE GUIDE TO PREMIER ROOF PRODUCTS
(813) 498-4270

8820 Maislin Dr. Tampa, FL 33637

11-20-2022

Introduction to Premier Metal Roof Manufacturing

Premier Metal Roof Manufacturing is a full-service metal roof manufacturing company with locations in Tampa, FL, and Ft. Myers, providing metal roof systems for residential, commercial, and industrial applications throughout the southeast and the Caribbean. Our ownership and management team has decades of experience designing and manufacturing metal roofing systems specifically for Florida's stringent wind-codes.

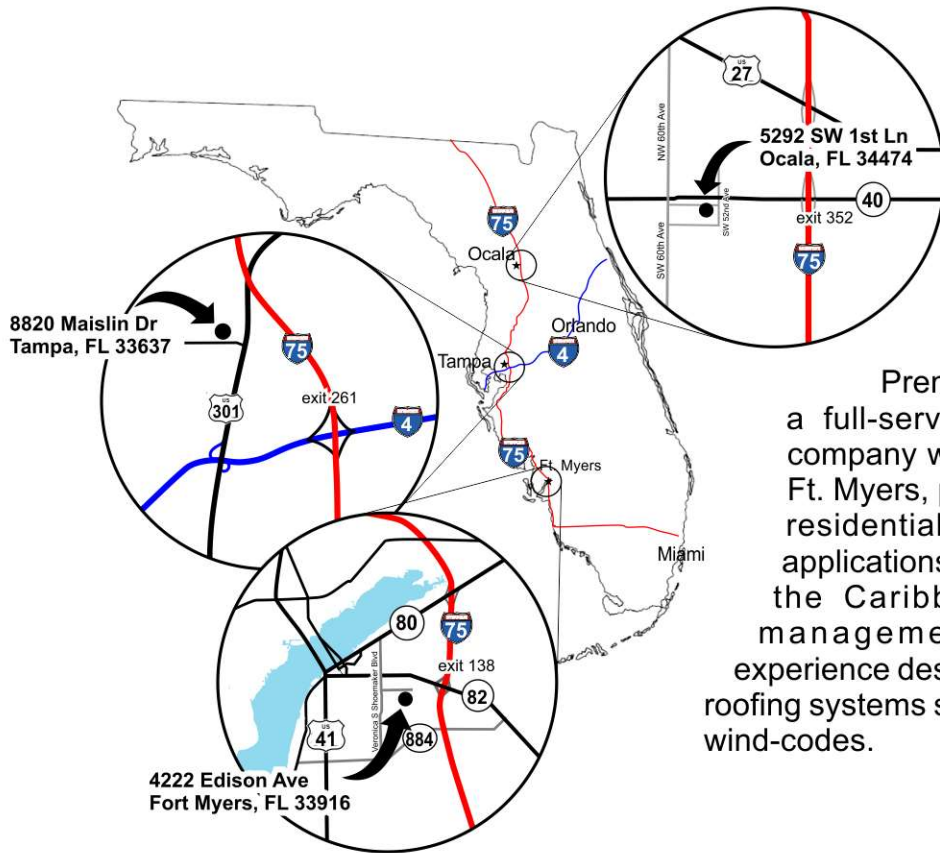


Figure 1 THREE convenient Florida locations:
 in Tampa, off of Hwy. 301 near intersection of I-75 and I-4,
 in Ft. Myers, I-75 exit 138 onto Dr. Martin Luther King Blvd.,
 and
 in Ocala, east of I-75 off of Silver Springs Blvd.

Contents

Premier Panel Profiles		Trims	
Exposed Panel Profiles.....	3	Ridge caps.....	8
Standing Seam Panels.....	3	High side caps.....	9
Large accessories		Gable trims.....	10
Polycarbonate panels.....	4	Corner trims.....	11
Bubble insulation.....	4	Eave trims.....	12
1x4's.....	4	Sidewall trims.....	13
Fasteners.....	5	Endwall trims.....	13
Common accessories.		Transition flashings.....	14
Boots.....	6	Valleys.....	15
Touch-up Paint.....	6	Misc. trims.....	16
Clips.....	6	Special standing seam trims.....	17
Closure solutions.....	7	Small wall trims.....	18

PREMIER PANEL PROFILES

Exposed Fastener Panels

TuffRib panel
29 gauge - 26 gauge

PBR panel
26 gauge - 24 gauge

5vCrimp panels
26 gauge - 24 gauge - 032 alum

Options: plain, with striations

Standing Seam Panels

26 & 24 ga. steel • .032 Aluminum
All profiles available as flat, striated, or ribbed

PermaShield100™ panel
16\"

PermaShield150™ panel
15\"

MasterSeam150™ panel
MasterSeam200™ panel
16\" and 18\" widths

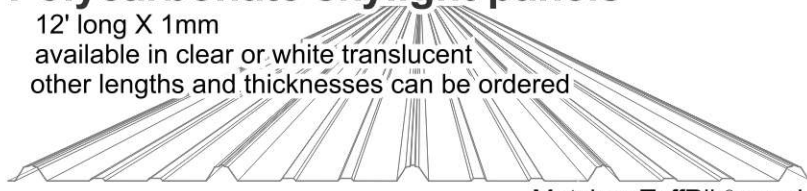
DuraSeam175™ panel
14\", 16\" and 18\" widths

DuraSeam150™ panel
15\"

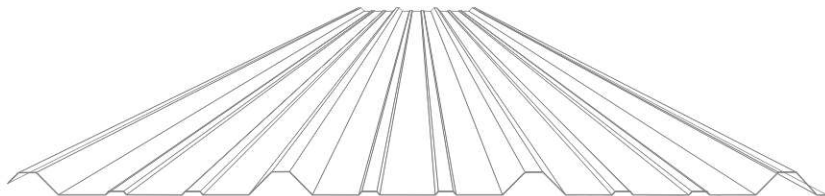
Options: with striations, with mini-ribs, flat

Polycarbonate skylight panels

12' long X 1mm
available in clear or white translucent
other lengths and thicknesses can be ordered



Matches TuffRib® panel



Matches PBR panel



Compare Polycarbonate panels with fiberglass:

- up to 20x the impact resistance
- higher light transmission rates
- lower yellowing index
- higher load rating
- higher resistance to wind uplift

For maximum indirect lighting with only a 5% reduction in light transmission, ask for *white translucent* polycarbonate panels

Insulation Products

Double Bubble Radiant Barrier Insulation

4' X 125' Rolls



White Foil 1 side foil,
one side white poly

Double Foil Foil on 2 sides

#2 Southern Yellow Pine

1 x 4's - 12' lengths



Fasteners

Lifetime screws - zinc alloy head*

available in all colors



#10 Wood ZAC™
1½" and 2"
5/16 hex head



#14 Zac™ "Goof Screw"
3/8 hex head




Lap ZAC™ Self-drilling screw
#14 x 7/8"
5/16 hex head



Self drilling ZAC™ TEK screws
#12 x 1¼"
5/16 hex head

Economy screws

available in all colors



WoodZip #10 Screws
1½" & 2" lengths
¼" hex head



Self-drilling Lap screw
#14 x 7/8"
5/16 hex head



Self-drilling TEK screw
#12 x 1¼"
5/16 hex head

Lifetime screws - stainless head*

available in all colors



#10 WoodMAC™/SCAMP
1½" & 2"
¼" hex head




#12 WoodSCAMP
1½" and 2" available
5/16 hex head




MAC™ Lap Screws
#14 x 7/8"
5/16 hex head


Pancake screws – #2 sq. drive



Extra-low profile pancake screw
for PermaShield panels
#10 x 1½" zinc coated
#12 x 1 & 1½" Zinc coated
& 304 stainless available



#10 Clip screw for all DuraSeam
and MasterSeam profiles
1", 1½", or 2"
Zinc Coated & 304 stainless available



#10 Pancake self-drilling screws
for attaching panel clips to metal
substrates – 1", 1½", or 2"

#12 ATEAM screw



Hardened Aluminum for 032 and 040
aluminum panels
1½" and 2" available in
select colors
5/16 Hex head

Quality Drivers



¼" and 5/16" Spring Clip
Hex Drivers
(non-magnetic)

*copy of screw warranty available upon request

PRODUCT CATALOG

A COMPREHENSIVE GUIDE TO PREMIER ROOF PRODUCTS



COMMON ACCESSORIES

Pipe Boots - gray standard boots for temperatures up to 250°, high temp (up to 450°) available

- #2.....1¼" - 3" **PB2**
- #3.....½" - 5" **PB3**
- #4.....3" - 6¼" **PB4**
- #5.....4¼" - 7¾" **PB5**
- #6.....5" - 9" **PB6**
- #7.....6" - 11" **PB7**
- #8.....7" - 13" **PB8**
- #9.....9" - 19" **PB9**



#3 Colored pipe flashings
E.P.D.M. rubber
Fits ¼" to 5"
white, tan, green, dark gray,
and brown



Retrofit/Electrical boots

Gray
#1..... ¼"- 4½" **RB1**



(other sizes available by special order)

Peel and Seal® Hip Tape
For sealing hips and ridges



Aluminum back
33½" x 6-inch roll

PS0633

Gooseneck Vents

4, 6, & 10 inch
Galvalume
4 and 10 inch
white paintable



4, 6, & 10 inch
Silver & White
paintable for
aluminum roofs

Spray Paint
*Not intended for
use on panels
or trim*



16 oz. cans
Available in all colors

TUS

Titebond®
adhesive/sealant



- UV resistant
- 1% shrinkage
- to 0°F application
- Very flexible
- Fill up to 1" gaps
- Paintable in 1-2 hours
- Solvent-Free
- Bonds to wet surfaces
- Colors match panels

Snap-Z™ Roof Vents

Perforated black .032 aluminum or
26ga steel with foam backing and
butyl sealant. Fits between ribs.



Available in all Standing Seam profiles.

DuraSeam150 and 175 clips

In both galvanized
and stainless steel

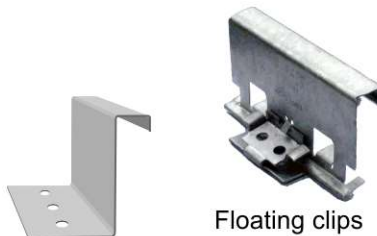
CLDLGZ
CLDHGZ
CLDHSS
CLDLSS



For attaching DuraSeam150
and DuraSeam175 panels

MasterSeam150 and 200 clips

In both galvanized and stainless steel

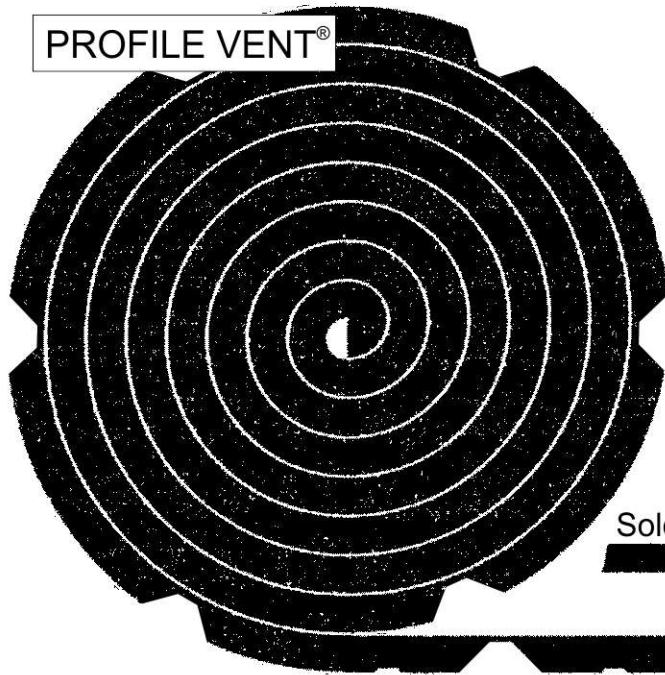


Fixed clips

Floating clips

CLOSURE SOLUTIONS

PROFILE VENT®




FLEXPRO™



FPVT

20' sections for Tuff Rib only

Sold in 10' increments up to 50'



Panel-width Closures

5vCrimp

Inside

ISCV

Outside

OSCV

Tuff Rib

Inside

ISCT

Outside

OSCT

Vented

LP2T

PBR

Inside

ISCR

Outside

OSCR

Expanding Foam



Expands to fill up voids
Recommended for sealing
panels over valleys

1" x 1" x 20' roll TuffRib, 5vCrimp – expands from ¼" up to 1" **EF120**
1" x 1 ½" x 15' roll PBR – expands from ⅜" up to 1 ½" **EF1515**

Butyl Sealant Tape

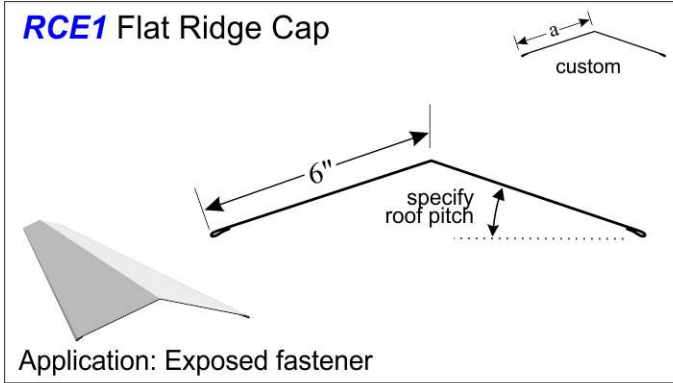
3/32" x ½" x 45' **BU0545**
3/32" x ¾" x 45' **BU0845**
3/32" x 1" x 45' **BU1045**



Our most economical
general purpose sealing solution

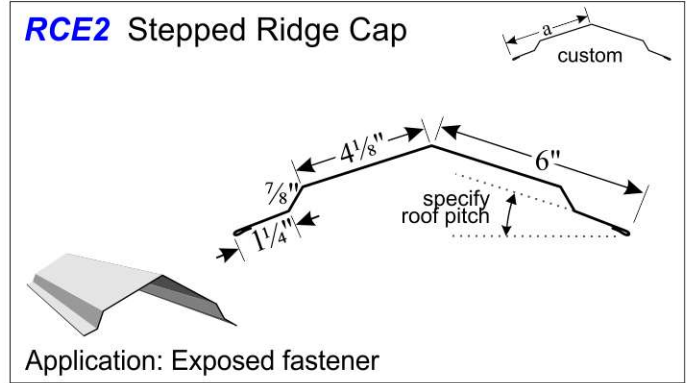
Ridge Caps

RCE1 Flat Ridge Cap



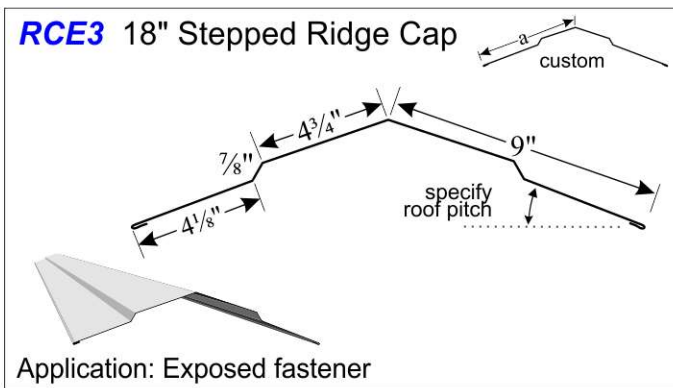
Application: Exposed fastener

RCE2 Stepped Ridge Cap



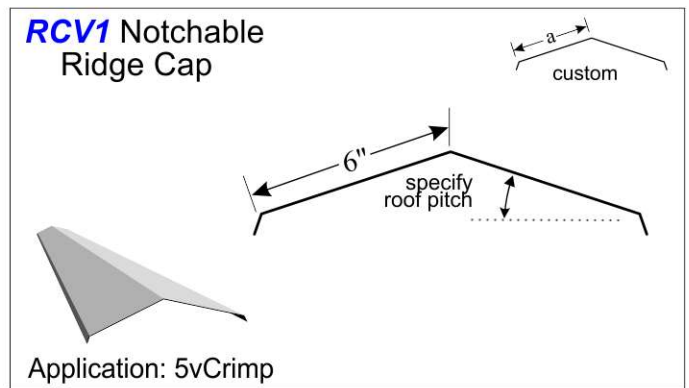
Application: Exposed fastener

RCE3 18" Stepped Ridge Cap



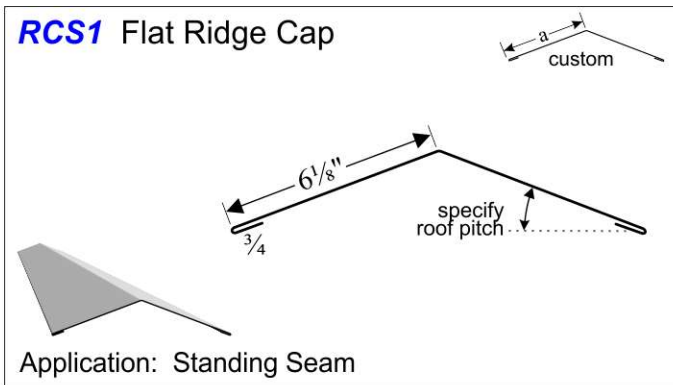
Application: Exposed fastener

RCV1 Notchable Ridge Cap



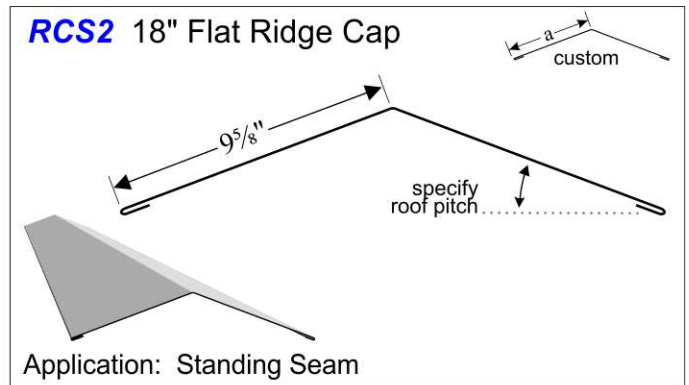
Application: 5vCrimp

RCS1 Flat Ridge Cap



Application: Standing Seam

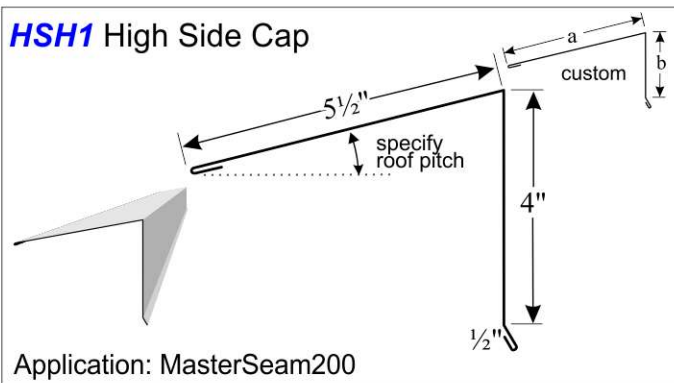
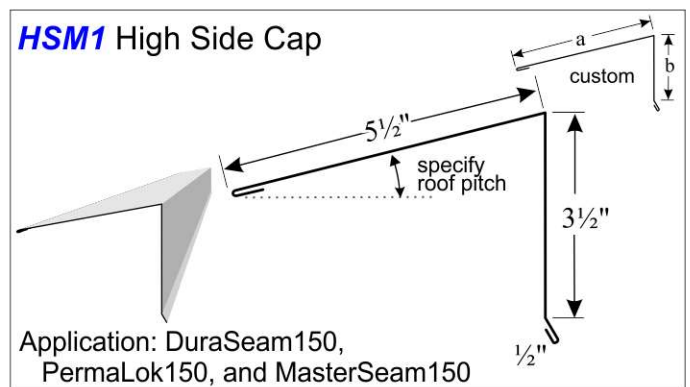
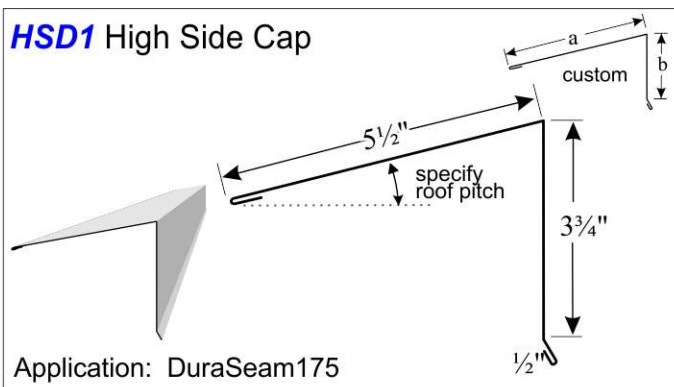
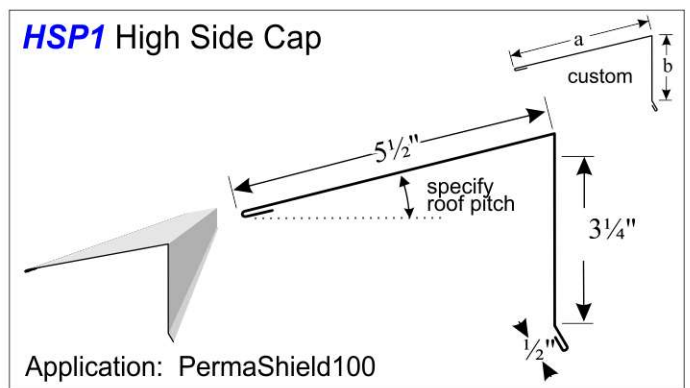
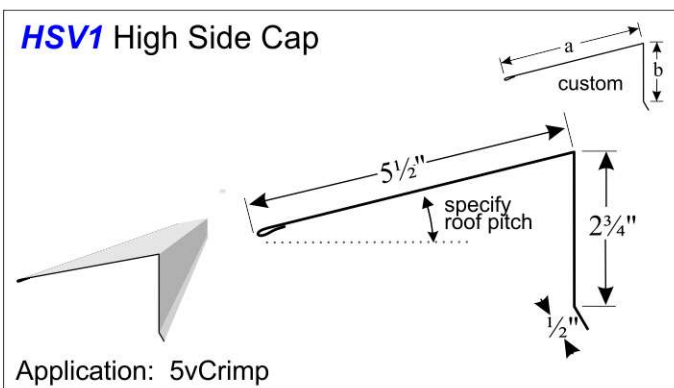
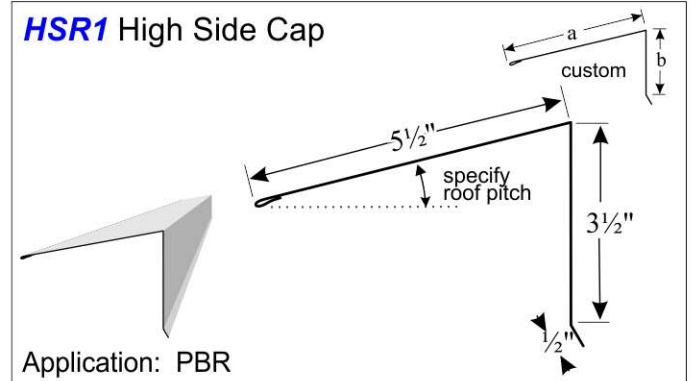
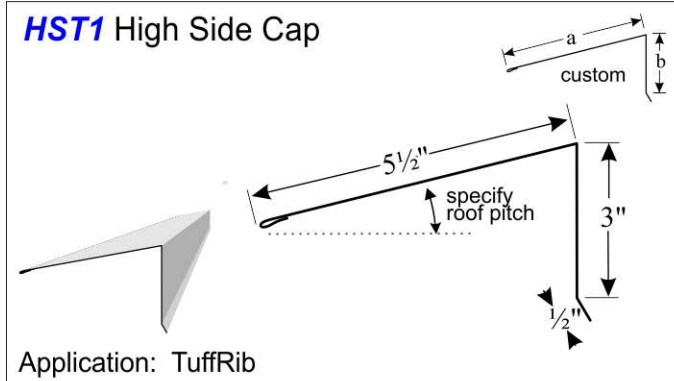
RCS2 18" Flat Ridge Cap



Application: Standing Seam

Custom dimension "a" is usually the more horizontal dimension on trims, and "b" the more vertical

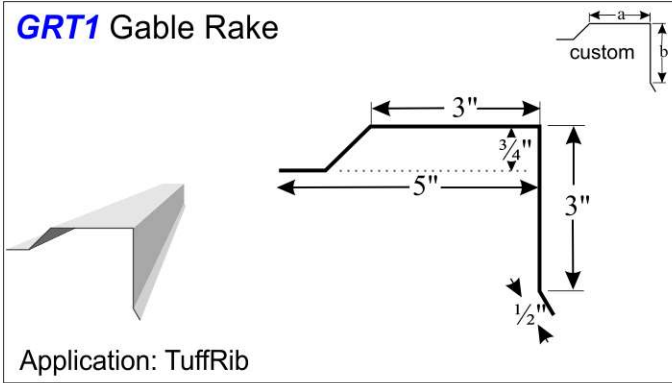
High Side Caps



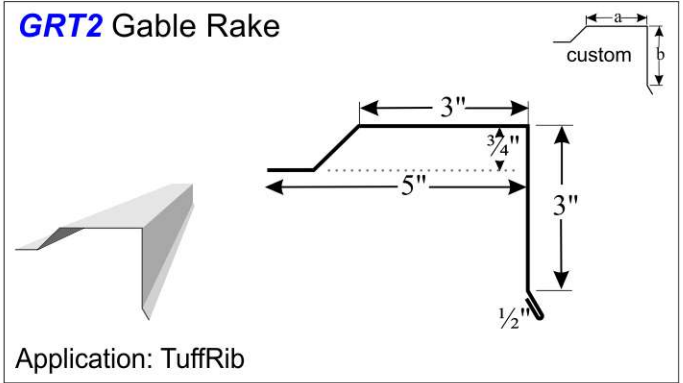
Custom dimension "a" is usually the more horizontal dimension on trims, and "b" the more vertical

Gable Trims

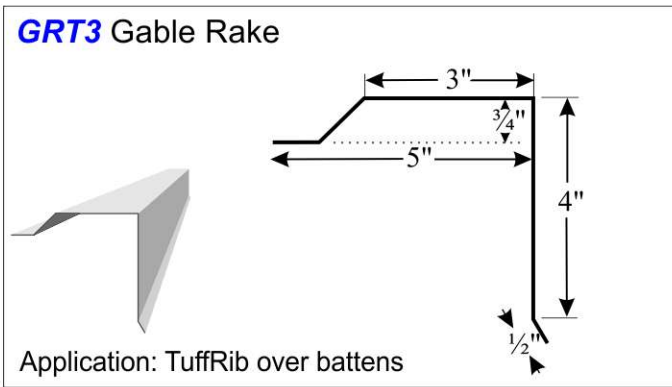
GRT1 Gable Rake



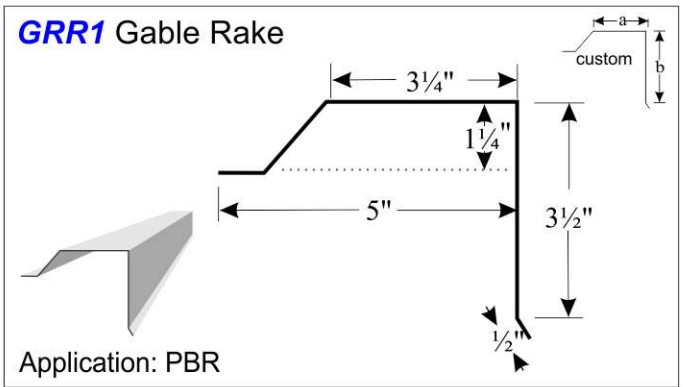
GRT2 Gable Rake



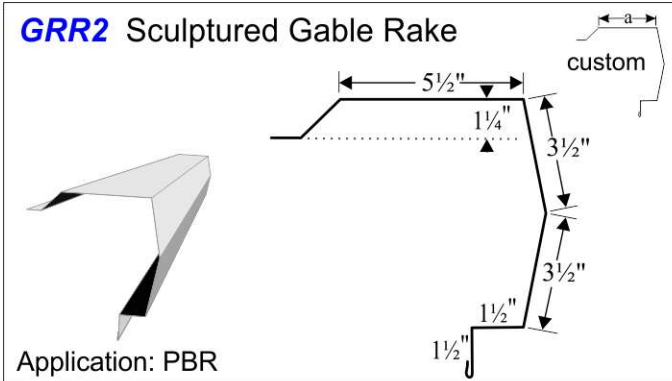
GRT3 Gable Rake



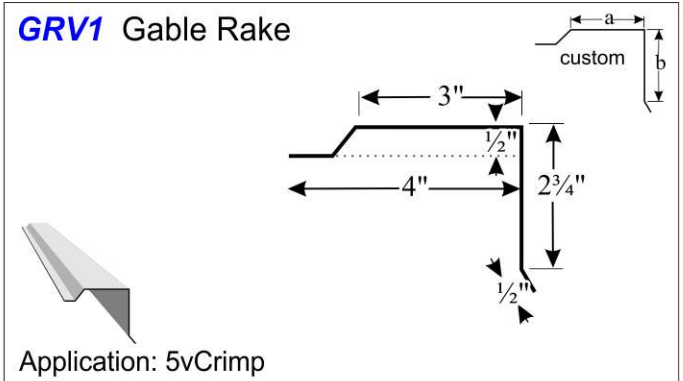
GRR1 Gable Rake



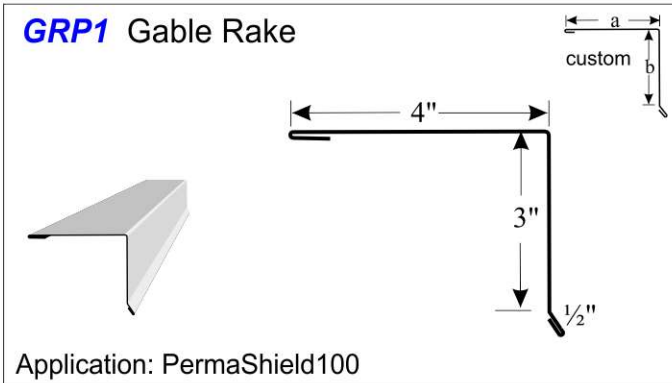
GRR2 Sculptured Gable Rake



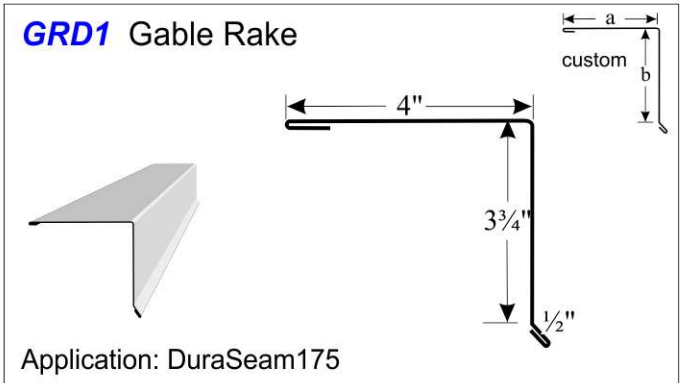
GRV1 Gable Rake



GRP1 Gable Rake



GRD1 Gable Rake



GRH1 Gable Rake

Application: MasterSeam200

GRM1 Gable Rake

Application: DuraSeam150, PermaLok150, and MasterSeam150

Corner Trims

OCT1 Outside Corner

Application: TuffRib

OCT2 Mini Outside Corner

Application: TuffRib

OCR1 Outside Corner

Application: PBR

ICR1 Inside Corner

Application: PBR

ICT1 Inside Corner

Application: TuffRib

OCU1 Small Universal Corner

Application: Exposed fastener

PRODUCT CATALOG

A COMPREHENSIVE GUIDE TO PREMIER ROOF PRODUCTS



Eave Trims – please specify *pitch* on all orders

EDE1 Eave Drip

Application: exposed fastener panels

EDE2 Eave Drip

Application: exposed fastener panels

EDE3 Eave Drip

Application: exposed fastener over battens

EDE4 Eave Drip

Application: exposed fastener panels

EDS1 Eave Drip

Application: Standing Seam

FAU4, FAU5, FAU6 Fascia

Application: all profiles

Three sizes
 FA4 4 1/2" x 1 1/2"
 FA5 5 1/2" x 1 1/2"
 FA6 6 1/2" x 1 1/2"

GRV2 J-style Rake

Application: 5vCrimp

Custom dimension "a" is usually the more horizontal dimension on trims, and "b" the more vertical

Sidewall and Endwall Trims

SWT1 Sidewall Flashing

Application: TuffRib

SWR1 Sidewall Flashing

Application: PBR

SWV1 Sidewall Flashing

Application: 5vCrimp

SWS1 Sidewall Flashing

Application: Standing Seam

EWE1 End-wall

Application: exposed fastener

EWV1 Notchable End-wall

Application: 5vCrimp

EWS1 End-wall

Application: Standing Seam

Add a Kerf Flange or include a Caulk Edge on any end-wall or sidewall flashing

Transition flashings

TFE1 Transition Flashing

Application: exposed fastener

TFE2 Transition Flashing

Application: exposed fastener

TFS1 Transition Flashing

Application: Standing Seam

TFS2 Transition Flashing

Application: Standing Seam

TFV1 Notchable Transition Flashing

Application: 5vCrimp

GFE1 Gambrel Flashing

Application: exposed fastener

GFS1 Gambrel Flashing

Application: Standing seam

*On gambrel flashings, dimension "a" is the upper dimension, and "b" the lower dimension

Valleys and related trims

VAU1 Valley

Application: all profiles

VAU2 Valley with Hems

Application: exposed fastener

FGE1 Flying Gable Flashing

Application: exposed fastener

FGS1 Flying Gable Flashing

Application: Standing seam

CHU1 Chimney Flashing

Application: All profiles

see p. 13 for kerf flange and caulk edge details

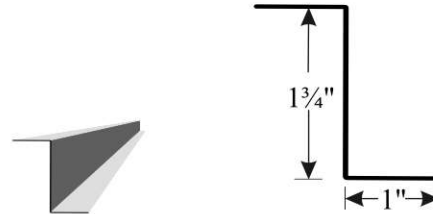
Special Standing Seam Trims

ZFP1 Z-flashing



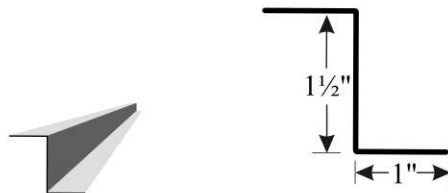
Application: PermaShield100

ZFD1 Z-flashing



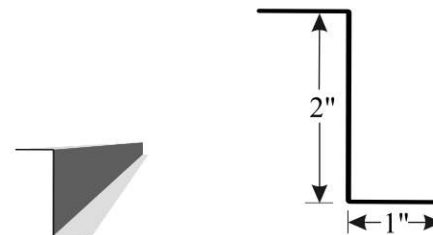
Application: DuraSeam175

ZFM1 Z-flashing



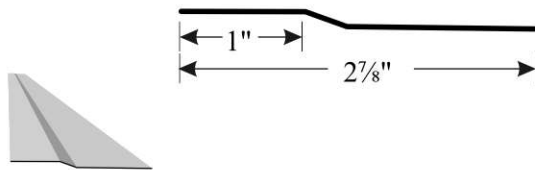
Application: DuraSeam150,
PermaLok150, and MasterSeam150

ZFH1 Z-flashing



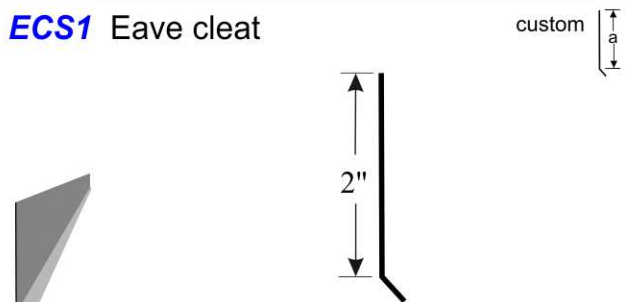
Application: MasterSeam200

PSS1 Panel Starter



Application: Standing Seam

ECS1 Eave cleat



Application: Standing Seam

GCP2 Gable Cleat

Application: PermaShield100

GCD2 Gable Cleat

Application: DuraSeam175

GCM2 Gable Cleat

Application: DuraSeam150, PermaLok150, and MasterSeam150

GCH2 Gable Cleat

Application: MasterSeam200

GCP1 Gable Cleat
alternative Gable Cleat

Application: PermaShield100

GCD1 Gable Cleat
alternative Gable Cleat

Application: DuraSeam175

see p. 20 for more information

GCM1 Gable Cleat
alternative Gable Cleat

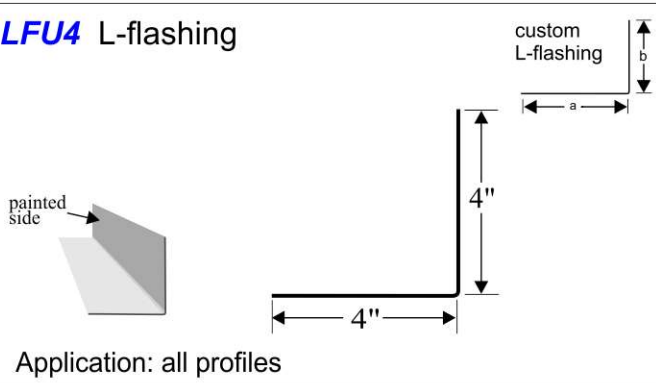
Application: DuraSeam150, PermaLok150, and MasterSeam150

GCH1 Gable Cleat
alternative Gable Cleat

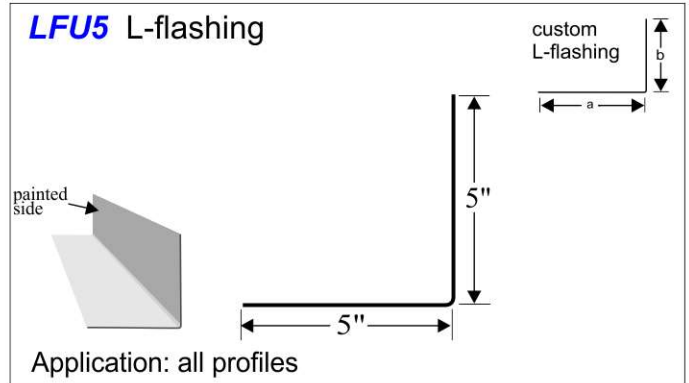
Application: MasterSeam200

Other Trims

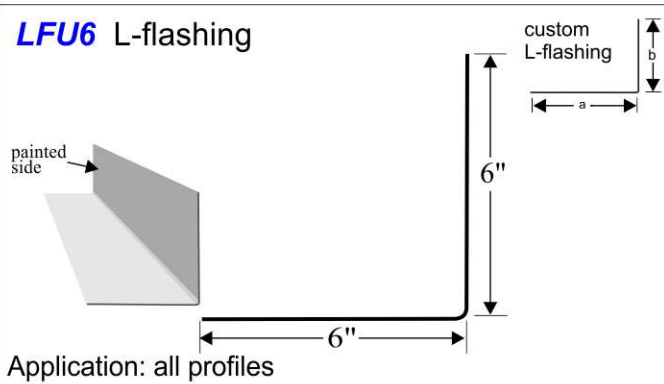
LFU4 L-flashing



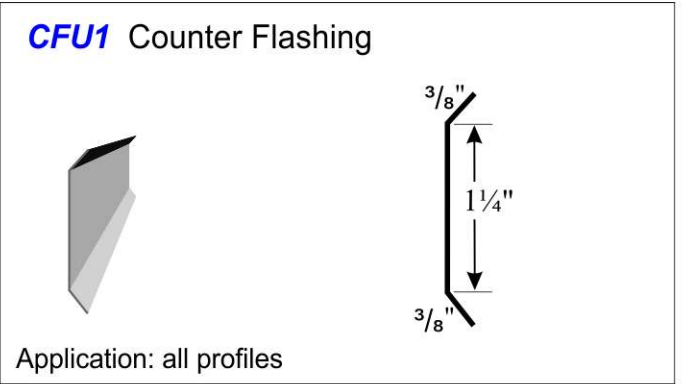
LFU5 L-flashing



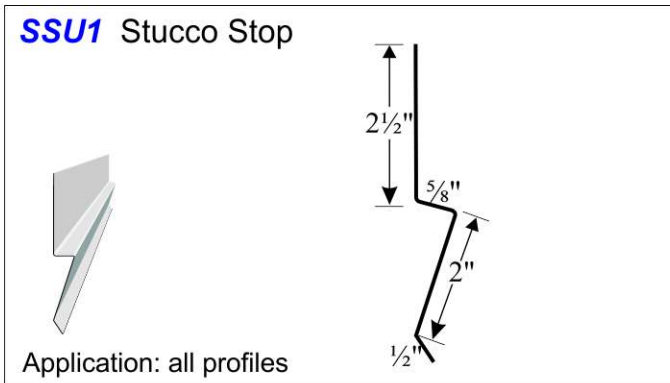
LFU6 L-flashing



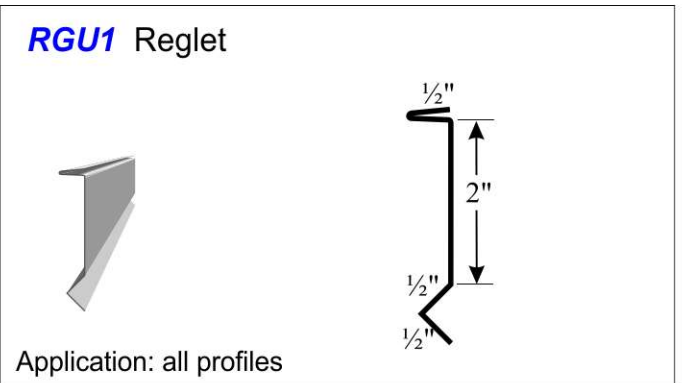
CFU1 Counter Flashing



SSU1 Stucco Stop


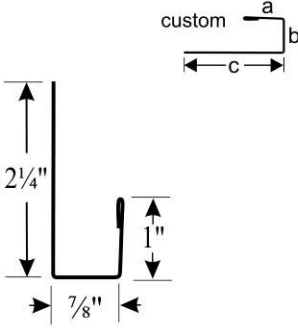


RGU1 Reglet



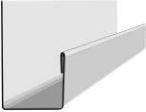
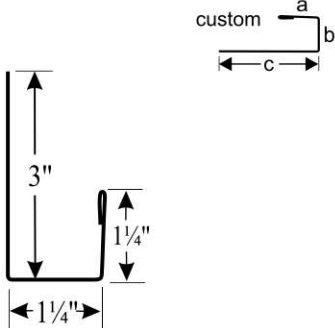
Small Wall Trims

JCT1 J-Channel


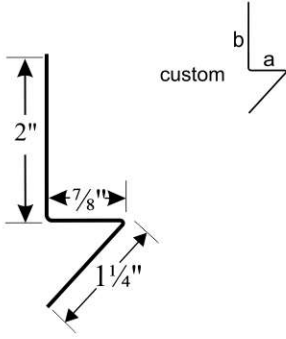
Application: TuffRib

JCR1 J-Channel


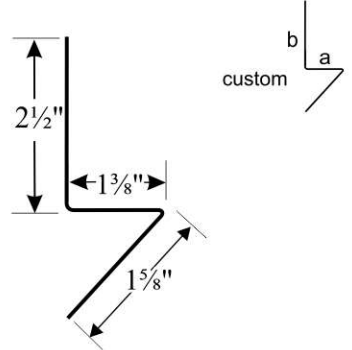
Application: PBR

BDT1 Base Drip

Application: TuffRib

BDR1 Base drip

Application: PBR

Custom dimension "a" is usually the more horizontal dimension on trims, and "b" the more vertical